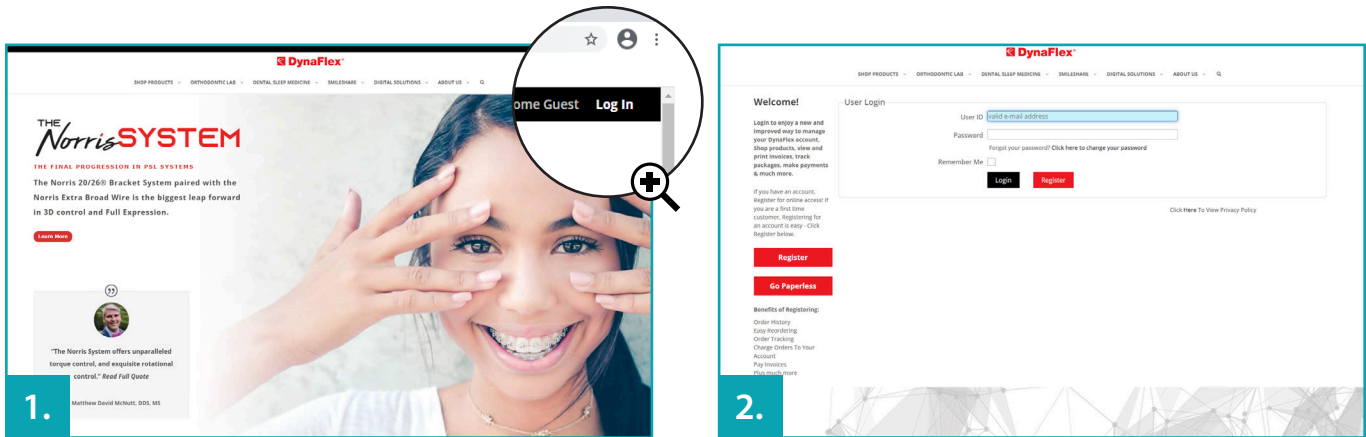


### STEP 1

Log in to your account.




Click **Log In** at the top right of the homepage (Where to login and register)

Enter in your email address and password


### STEP 2

Hover over "SmileShare" tab on the top menu and click "Access SmileShare".



### STEP 3

From the SmileShare™ dashboard, click “Dr. Review” - this will take you to a list of all cases awaiting review.

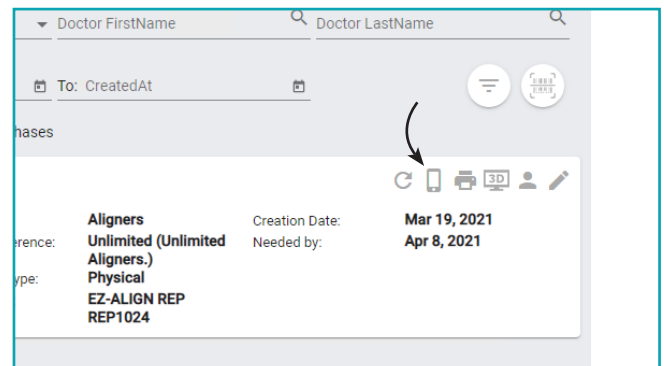


### STEP 4

From here we have 2 methods for reviewing your case.

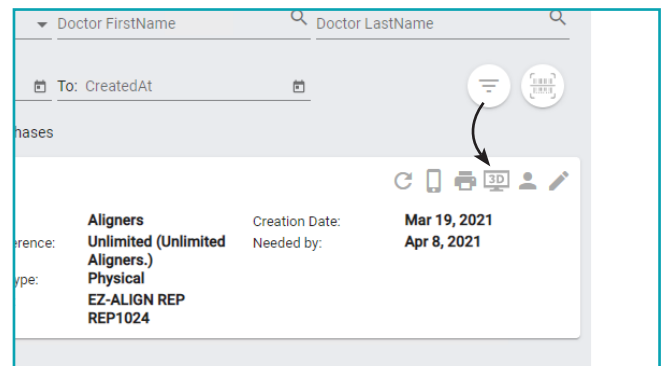
#### 1. Web Based Version

Available on any device, options to approve, review, or send revision note.



#### 2. 3D Downloaded Version

Must be downloaded on windows-based computer, options to approve, review, send revision note, or make your own hands on changes (See 3D download tutorial page).



**Your case will arrive in office 10-14 days from approval**