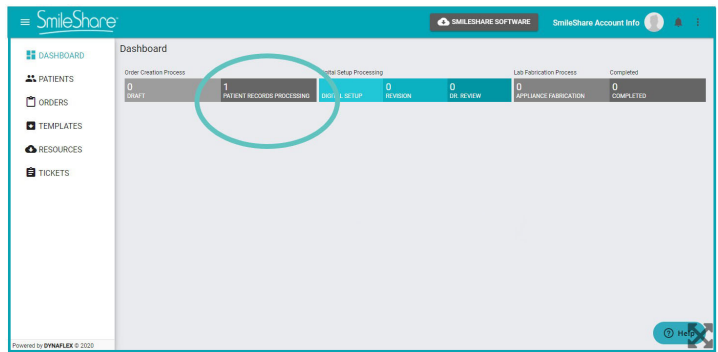
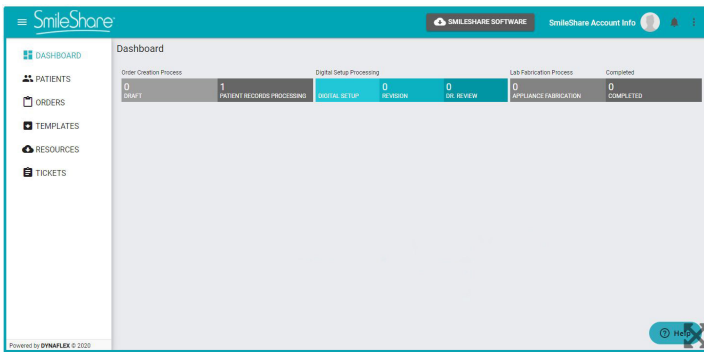


Once logged in, you will land on the main dashboard (See below).

You can easily see how many cases you have waiting within each status bar (See below).

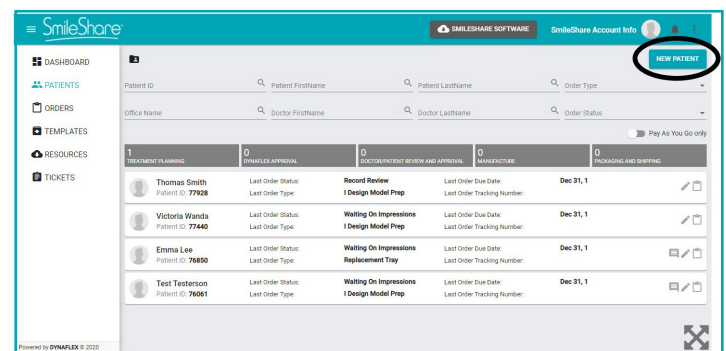
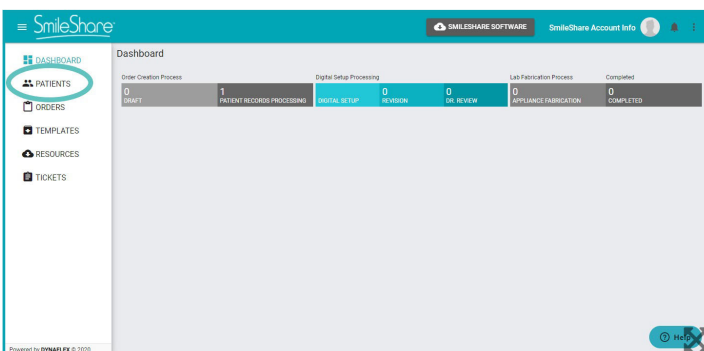


EACH STATUS DEFINITION IS LISTED BELOW:

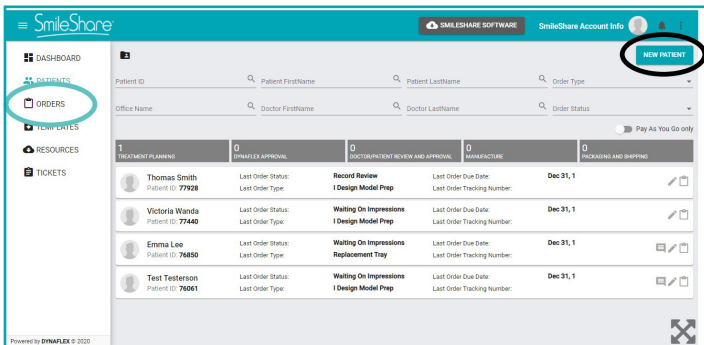
1. **Draft** - Any RX order form that you save as a draft and do not submit will stay in this status until submitted.
2. **Patient Records Processing** - The lab has received the case and is reviewing the records.
3. **Digital Setup** - The case is being treatment planned in our software and will be available to view shortly.
4. **Revision** - If you have requested a revision of the treatment plan, the case will show up in this status until the revision is completed and ready to view.
5. **Dr. Review** - The treatment plan is ready for you to view.
6. **Appliance Fabrication** - The treatment plan was approved and the aligners are in fabrication.
7. **Completed** - The case has been finished and shipped.

To view a patient or create a new patient, click on **PATIENTS** on the left side of the screen (See below).

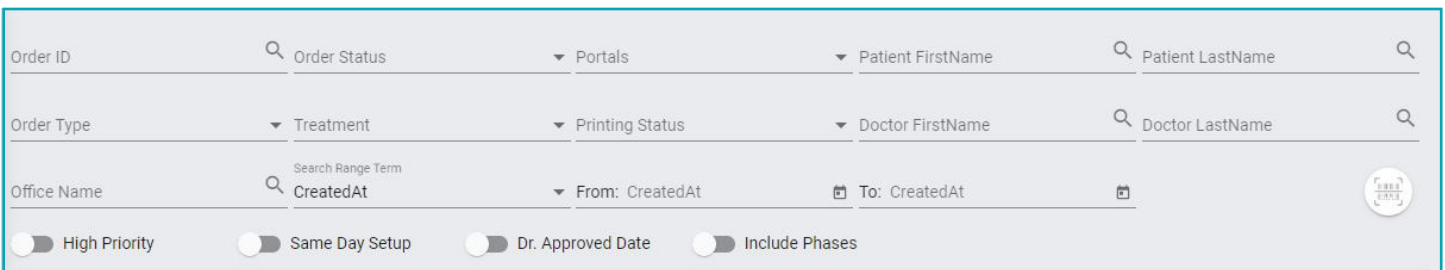
To create a new patient, click on **NEW PATIENT** at the top right of the screen (See below).



To view all orders, click on **ORDERS** on the left of the screen (See below).



There are filters at the top of the screen to search or filter the results (See below).



To view your saved templates/RX, click on **TEMPLATES** on the left of the screen (See below).

There is a resources tab available to view tutorials and other content (See below).

