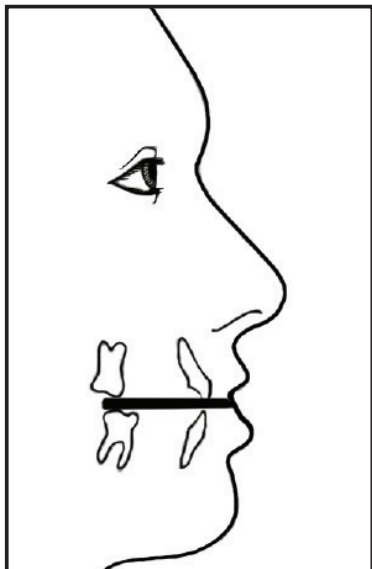


# How to Scan a Bite

**During the occlusal scan it is possible to capture a bite registration and send it digitally with the case**

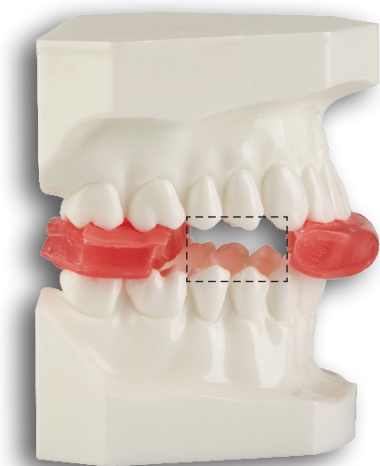
1. Fabricate the **construction bite** for your patient using a traditional bite gauge.



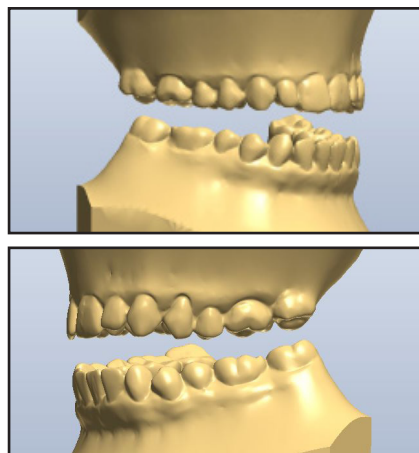
2. Once the bite is set, **cut the bite** into portions, leaving the partial bite registration for the most posterior molars and the central incisors



3. With the construction bite in place, **scan** from the mesial of the canine to the distal of the second bicuspid. Be sure to capture the buccal cusp tips of the upper and lower teeth. Repeat this process on the opposite quadrant.



4. The result will be a **fully scanned model** with an open occlusion, set to your bite registration.



5. Because your bite is stored digitally, it can **reproduced at anytime** with 100% accuracy.